

BM Outdoor modular silo

Practical, square hopper storage silos for dry materials



BM Silofabrik ApS has 40 years of experience in the manufacture of products for storing and conveying of dry materials such as grain, meal, feedstuffs, pellets, powders, granules, etc.



SILOFABRIK

MORREVEJ 7 · TVIS · DK-7500 HOLSTEBRO
Tlf. +45 97 43 50 66 · Fax +45 97 43 50 49
www.bmsilo.com · info@bmsilo.com



BM Outdoor modular silo

Practical, square storage silos for grain, pellets, soyabean meal, wood pellets, etc.

The BM outdoor silo

is a square, modular silo for storing dry materials. All of the silo's side panels have external flanges with folded down edges that seal the horizontal joints. The flanges and the heavy duty rubber filler strips ensure that the silo is completely sealed.

The modular system offers a multitude of combinations and easy adaptation to individual needs and special conditions. Types 150 - 250 can all be increased in height at any time to form the largest model in that size. Subject to a few exceptions, type 300 can be increased in height as well.

Galvanized

All panels on these silos are galvanised to give a long service life. The smooth steel panels ensure good hygiene and optimum silo discharge. The panels can withstand high-pressure cleaning.

The silo can also be manufactured in stainless steel.

45° roof with cyclone

and injection pipe is standard. The cyclone top venting unit is protected by a rain cap. For processing dusty materials, the rain cap can be replaced by a vent pipe running down the silo wall.

The silo is also available without the injection system eg. when filling by means of an auger or elevator.

Specifikationer

Type	dimensions	Height [m]	Contents [t]*	Cone Angle [cm]
150	155 x 155	2,57 - 6,09	0,5 - 5,6	45° / 60°
200	205 x 205	2,75 - 6,77	1,4 - 10,7	45° / 60°
250	255 x 255	3,28 - 8,94	3,0 - 23,9	45° / 60°
300	300 x 300	3,74 - 12,69	5,1 - 52,8	45° / 60°

* based on a density of 650 kg/m³

The bottom cone

is available with two different angles.

The 45° cone is suitable for easy-flowing materials such as feed pellets, grain and wood pellets. The discharge measures 300x300 mm and has one shut-off slide.

The 60° cone has a vertical partition wall. It is suitable for materials which do not flow so well such as mixed feed and soyabean meal. The discharge measures 500x500 and has two shut-off slides each measuring 250x500mm. By using the two outlets alternately you can ensure that old feedstuff/materials will never be left behind in the silo.

The leg length

has been adapted to allow most feed system inlets and augers to be fitted under the silo.

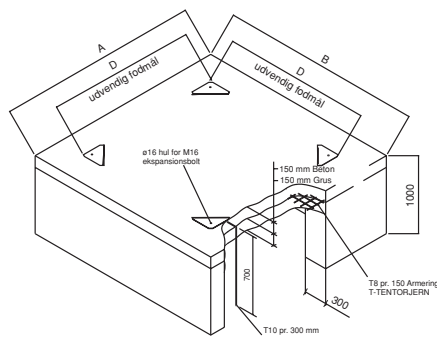
The discharge height can be adjusted as required by means of our wide range of extension legs.

Standard equipment

Injection pipes, tanker lorry connection flange, cyclone with rain cap or vent pipe, inspection door with window, manually operated shut-off slide and expansion bolts for fastening down to the base.

Optional equipment


Level sensors, vibrators and connecting pieces for augers and feed system inlets.



Base details instructions for outdoor modular silo.

Dimensions on base drawing

Silo	Dimensions
Type 150	
A = B	1700 mm
D	1334 mm
Type 200	
A = B	2200 mm
D	1777 mm
Type 250	
A = B	2700 mm
D	2277 mm
Type 300	
A = B	3150 mm
D	2727 mm




A 50 m³ silo ready for collection.



MORREVEJ 7 · TVIS · DK-7500 HOLSTEBRO
Tlf. +45 97 43 50 66 · Fax +45 97 43 50 49
www.bmsilo.com · info@bmsilo.com

Vertegenwoordiging Benelux:



Pakketboot 47 - NL-3991 CH Houten
T: +31 (0)30 635 0603 - T: +32 (0)11 54 74 06
E: info@kotraco.eu - I: www.kotraco.eu

Plastic Machinery